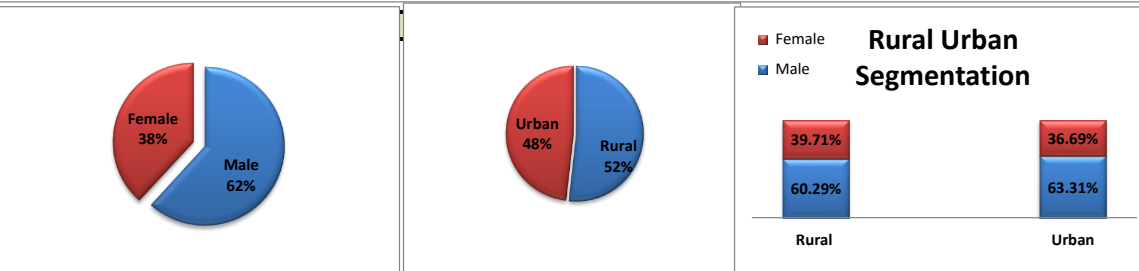
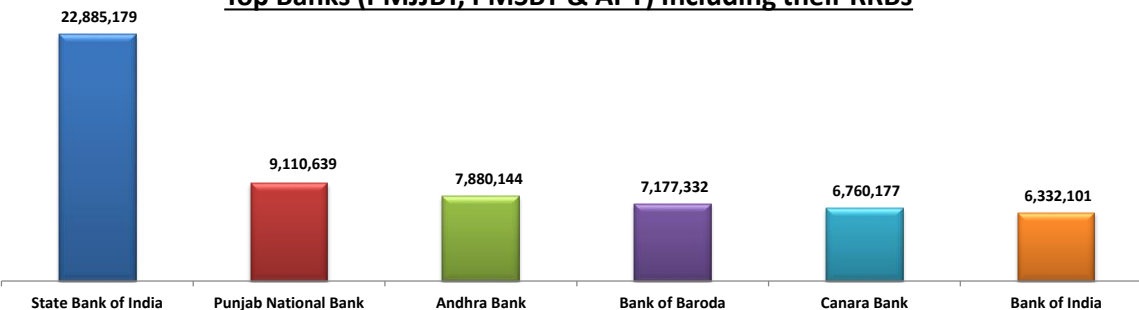


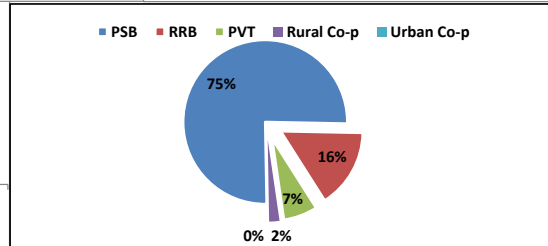
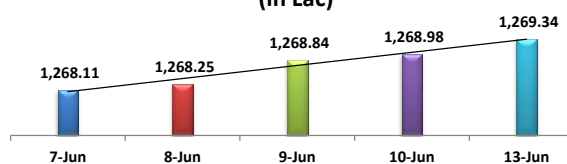
#	Name of Bank	Cumulative (PMJJBY + PMSBY + APY) Gross Enrolment	P2P* Ratio under (PMSBY +PMJJBY)	Intra-Day Enrollment	Summary of APY/PMJJBY/PMSBY as on 14-06-2016					
					Gross Enrolment Reported by Banks, subject to verification of Eligibility of Applicants as per Rules, and Availability of					
1	Allahabad Bank	3,929,904	20.15%	319						
2	Andhra Bank	7,880,144	34.27%	-						
3	Axis Bank Ltd	1,025,221	3.47%	-						
4	Bank of Baroda	7,177,332	7.00%	-						
5	Bank of India	6,332,101	8.27%	-						
6	Bank of Maharashtra	2,618,311	12.05%	-						
7	Bhartiya Mahila Bank	111,812	36.85%	-						
8	Canara Bank	6,760,177	12.44%	-						
9	Central Bank of India	6,047,359	7.93%	-						
10	City Union Bank Ltd	91,612	4.45%	-						
11	Corporation Bank	1,810,894	7.43%	-						
12	Dena Bank	3,210,788	32.67%	-						
13	Federal Bank Ltd	263,343	2.54%	89						
14	HDFC Bank Ltd	2,497,114	6.18%	238						
15	ICICI Bank Ltd	2,973,992	14.03%	-						
16	IDBI Bank Ltd.	1,585,980	7.45%	-						
17	Indian Bank	2,881,617	64.05%	-						
18	Indian Overseas Bank	4,264,773	14.62%	-						
19	IndusInd Bank Ltd	124,075	8.68%	-						
20	Jammu & Kashmir Bank Ltd	461,177	4.79%	-						
21	Karur Vysya Bank Ltd	241,575	3.09%	-						
22	Kotak Mahindra Bank Ltd	370,048	5.26%	-						
23	Lakshmi Vilas Bank Ltd	60,919	2.77%	-						
24	Oriental Bank of Commerce	3,853,183	13.23%	-						
25	Punjab & Sind Bank	1,029,851	24.41%	179						
26	Punjab National Bank	9,110,639	12.47%	3,129						
27	Ratnakar Bank Ltd	43,863	10.44%	2						
28	South Indian Bank Ltd	240,674	2.83%	-						
29	State Bank of Bikaner & Jaipur	1,338,480	61.22%	39						
30	State Bank of Hyderabad	2,004,682	8.57%	-						
31	State Bank of India	22,885,179	6.16%	3,680						
32	State Bank of Mysore	1,004,491	7.50%	-						
33	State Bank of Patiala	1,095,848	28.43%	7						
34	State Bank of Travancore	647,583	6.02%	-						
35	Syndicate Bank	5,535,923	17.13%	1,368						
36	Tamilnad Mercantile Bank Ltd	161,413	16.96%	68						
37	UCO Bank	2,394,207	12.67%	-						
38	Union Bank of India	4,183,088	7.09%	909						
39	United Bank of India	3,999,523	12.97%	-						
40	Vijaya Bank	2,085,664	26.17%	-						
41	Yes Bank Ltd	21,933	1.01%	4						
42	Rural Cooperative Banks	2,577,556	NA	-						
Grand Total		126,934,048	9.86%	10,031						

Scheme Name	Rural_Male	Rural_Female	Urban_Male	Urban_Female	Grand Total
APY	866,594	455,273	860,577	526,814	2,709,258
PMJJBY	9,188,145	5,692,823	9,473,317	5,365,478	29,719,763
PMSBY	29,764,400	20,074,385	28,217,551	16,448,691	94,505,027
Grand Total	39,819,139	26,222,481	38,551,445	22,340,983	126,934,048

Top Banks (PMJJBY, PMSBY & APY) Including their RRBs



Daily Trend in PMJJBY, PMSBY & APY Schemes (in Lac)



***P2P [Performance to Potential] Ratio in PMJJBY & PMSBY- Top 10 banks**

